

Fund Manager Q&A

Riding out volatility with quality companies

May 2022



Sophia Li
Portfolio Manager

Sophia joined the team in 2009 as a graduate analyst and has built an extensive coverage of companies in North Asia. She became lead manager of the FSSA Japan Equity strategy at its launch in 2015.

Given inflation levels are picking up around the world, why is this not a problem in Japan?

There are fundamental differences in Japan's economy to explain this. First, underlying consumption has stood still in the past decade or so. From 2015 until pre-Covid, consumption growth in Japan was close to zero when excluding VAT¹ hikes. Secondly, there has been virtually no wage growth in Japan. Over the past 30 years, wages grew by just 3% – much lower than the OECD² average – while the latest data shows that Japan's base wage grew by less than 1%. Generally speaking, without rising household income, you cannot expect inflation to accelerate.

Although Japan's CPI³ has picked up in the recent month, this is mainly due to the reopening of the economy after the state of emergency earlier this year. Core CPI in previous months was still only 0.7%, which again is much lower than

¹ Value-added tax

² Organisation for Economic Co-operation and Development

³ Consumer Price Index

RISK FACTORS

This is a financial promotion for The FSSA Japan Strategy. This information is for professional clients only in the EEA and elsewhere where lawful. Investing involves certain risks including:

- **The value of investments and any income from them may go down as well as up and are not guaranteed. Investors may get back significantly less than the original amount invested.**
- **Currency risk:** the Fund invests in assets which are denominated in other currencies; changes in exchange rates will affect the value of the Fund and could create losses. Currency control decisions made by governments could affect the value of the Fund's investments and could cause the Fund to defer or suspend redemptions of its shares.
- **Single country / specific region risk:** investing in a single country or specific region may be riskier than investing in a number of different countries or regions. Investing in a larger number of countries or regions helps spread risk.

For a full description of the terms of investment and the risks please see the Prospectus and Key Investor Information Document for each Fund.

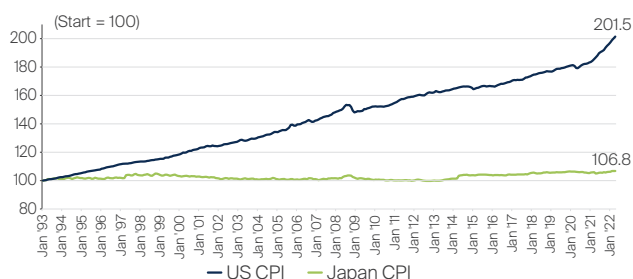
If you are in any doubt as to the suitability of our funds for your investment needs, please seek investment advice.

Riding out volatility with quality companies – May 2022

in other developed markets. Moreover, the CPI pick-up is being driven by cost-push effects, rather than increased demand. Although the market is worried that inflation in Japan will eventually surge and interest rates will need to rise, we don't agree – Japan CPI has grown by only 0.2% per year over the past 25 years (see chart below). And if we exclude the impact from the consumption tax hike, Japan CPI has in fact been negative.

Japan has had little experience of inflation since the 1990s

Japan CPI has grown by 0.2% p.a. vs. 2.4% in the US



Source: MIAC, BLS and CLSA, as at January 2022.

Another key difference in Japan is the extremely conservative attitude of householders. More than half of Japan's household assets are held in bank deposits, with only limited amounts in the stock market. As a result, the "wealth effect" in Japan has been subdued compared to the likes of the US – the majority of Japanese people have not benefited from the surging stock market post-Covid, which is another reason that inflation has been quite mild.

On the bright side, this conservative mind-set means that Japanese companies have large cash reserves on their balance sheet and their attitude towards shareholder returns has improved significantly in the past decade – share buybacks hit a record high level in 2021 and we expect more to come. Notably over the past few months, a number of our portfolio companies announced increased dividend pay-out ratios as well as share buybacks, with the intention of protecting shareholder returns in this volatile market.

To conclude, we believe that inflation will stay relatively mild in Japan and interest rates should remain low. We expect both monetary and fiscal policies to continue to be supportive in the foreseeable future.

Given the widening interest rate differential between the US and Japan and that the USD/JPY rate slid to 20-year lows recently, would this put pressure on energy and food prices and lead to greater inflation in Japan? Any impact of a weaker yen on companies in the FSSA Japan Equity portfolio?

If we look at the actual numbers, it suggests the opposite of what global investors and the media are worried about.

⁴ EPS is Earnings Per Share

Energy CPI in Japan has risen by just 45% since the beginning of 1996, whereas in the US and Europe it is up by more than 150%. From a historical context, the price of crude oil has risen by more than 1,000% from trough to peak while energy prices in Japan have risen by just 30%. Mathematically, given that energy is only 7% of Japan's overall CPI budget, even if the crude oil price doubles in yen terms, the impact on CPI is only 0.4%, which is negligible. Similarly, if we compare Japan's food CPI with global food prices, there is absolutely no correlation. Meaning that the impact from a weaker yen on inflation in Japan is very, very limited.

As for the impact on companies in the FSSA Japan Equity portfolio, we would argue that a weaker yen actually works in favour of the companies we own. The country will soon reopen to foreign tourists, which should benefit consumer services and staples companies in Japan. Meanwhile, for Japanese companies that compete on the global stage but have most of their operations in Japan, they should become more cost-competitive – companies like Olympus, Keyence and semi-conductor equipment manufacturers should actually benefit from a weaker yen.

Japan is often written off by foreign investors on concerns about growth, but you seem to have a different perspective. Tell us more about that.

For any investor who invests based on the macro outlook, the question is usually, "Why should I bother with Japan?" Investment flows data show that foreign investors have sold virtually all their Japan equity holdings accumulated from the beginning of the Abenomics story in 2012 (see the chart below). Meanwhile, Japan's corporate profits have continued to grow to record-high levels, driven by global expansion, innovative products and the development of new technologies. Corporate restructurings and an increasing focus on return on invested capital (ROIC) have also contributed to higher profits; and in each sector, the gap between the winners and the losers is widening. As a result, we believe that an active and bottom-up investment strategy would work well in the Japan market.

Heavily under-owned despite continuous earnings growth



Source: MoF and Bloomberg, as at April 2022.

Riding out volatility with quality companies – May 2022

In the FSSA Japan Equity strategy, we are not seeking to capture Japan's GDP⁵ growth (or lack thereof) – just a slice of this growing profit pool. And we have found plenty of investment opportunities (hidden gems) in Japan. There are a large number of global companies with dominant market share in industries with secular growth – such as online recruitment services, factory automation, medical recruitment and premium consumer goods. Secondly, we invest in the leading companies in under-penetrated service industries. These companies are run by capable management who are highly motivated and think outside of the box. They are taking calculated risks to displace outdated business practices and complacent incumbents. In Japan, services like e-commerce, cashless payments and cloud services are still under-penetrated (see charts

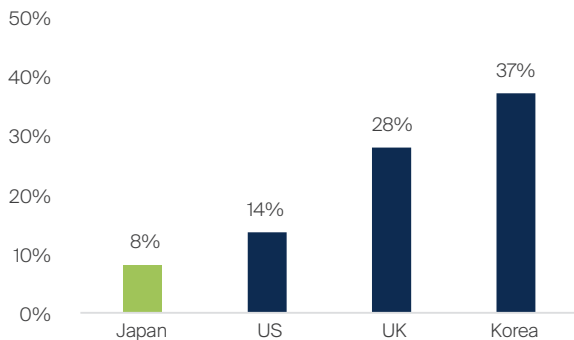
below) – whereas they are already proven business models in other developed markets. Our meetings with management suggest that Japanese companies are slowly changing their attitude towards digitalisation, which implies huge potential for these types of companies. They are not only growing at a relatively high pace, but they also have high growth visibility due to the lack of competition in Japan – which is again something quite different to the US or China.

Meanwhile, Japan is still one of the least efficient markets in the world. More than 75% of listed companies have only one sell-side analyst covering them or have no coverage at all. That presents an attractive opportunity for long-term investors. Having said that, the relatively lower market efficiency also brings more short-term volatility to share prices, which is something investors should keep in mind.

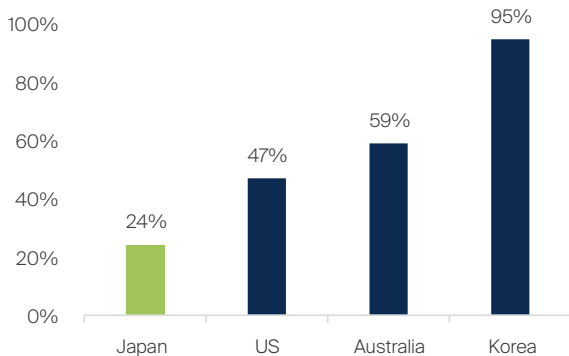
Structural growth sectors at a glance

Low penetration implies good growth opportunities for portfolio companies

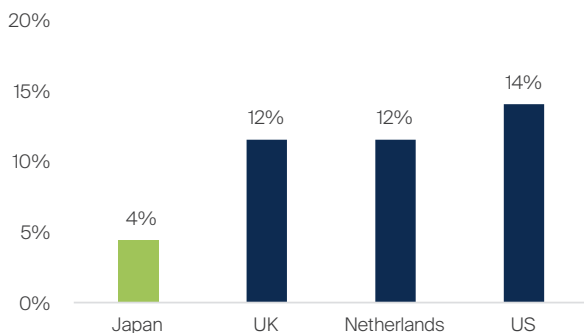
E-commerce (2021)



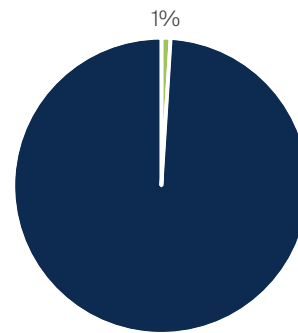
Cashless payments (2018)



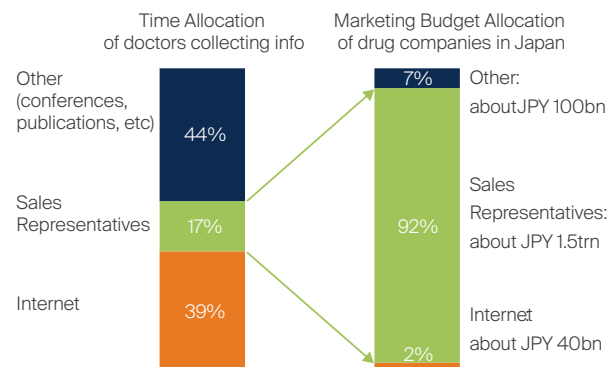
Public cloud as % IT spending (2022)



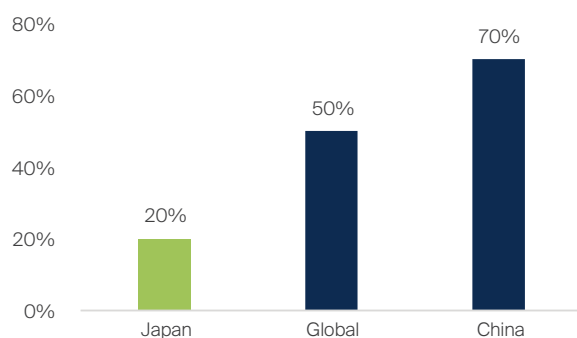
Software test outsourcing



Pharmaceutical digital marketing



Independent elevator maintenance



Source: GMO Payment Gateway (as at Feb 2022), Goldman Sachs (as at March 2022), Payments Japan (as at March 2021), Gartner (as at Aug 2019), Shift (as at May 2022), M3 (as at Jan 2020), Japan Elevator Service (as at May 2021), HSBC (as at March 2021). <https://www.gartner.com/smarterwithgartner/cloud-adoption-where-does-your-country-rank>

⁵Gross domestic product

With the “growth to value” rotation, some of these companies have suffered a massive pullback. Are you still convinced in their long-term investment cases?

In the short term, it is hard to understand price performance from a fundamentals perspective, as it is often driven by market sentiment and headline news. Stocks that corrected significantly year-to-date were companies that actually performed well over the past few years when the Japanese economy was struggling through the Covid lockdowns. Although some companies in the portfolio have pulled back meaningfully, we believe their fundamental outlook remains solid.

Recruit Holdings is one such example. As long-term investors of Recruit, we have been researching this company since its IPO⁶ in 2014. It is well known for being a “cradle of entrepreneurship” in Japan, thanks to its success in developing new businesses. Recruit’s business portfolio is extremely diversified – it is one of the largest staffing companies in the world and it runs the top two marketing media portals covering travel, dining, real estate and others. It also owns the largest job search engine in

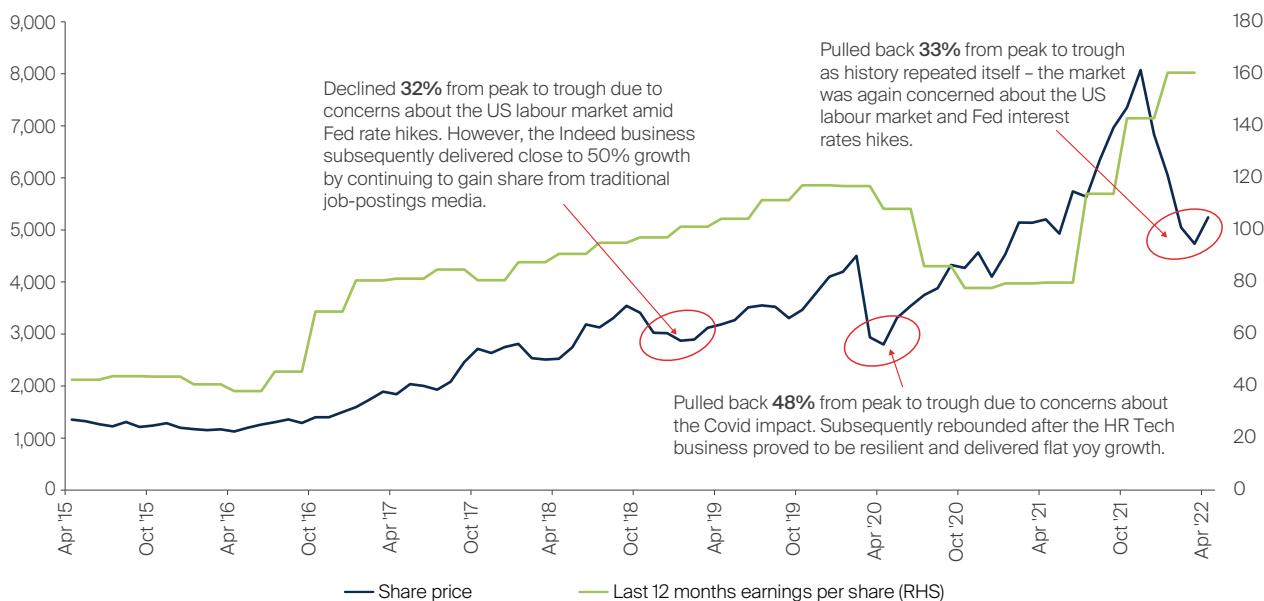
the world, Indeed, which was acquired in 2012 and has delivered more than 50% CAGR⁷ growth since then.

If we look at Recruit’s share price history, past drawdowns were mainly driven by market sentiment and concerns about rising interest rates in the US (which did not materialise). However, despite share price weakness, both Recruit and Indeed’s operations continued to deliver resilient performance. In 2018, despite concerns about the US job market, Indeed’s business rebounded by more than 50 percent; and in 2020, when the world was locked down due to Covid, Indeed’s growth was actually flattish for the year. This proves the quality of the management, in our view.

Some investors have argued that “this time is different”, given the US Federal Reserve raised interest rates recently, and the market expectation is that Indeed’s growth will actually slow this time. We do not have a crystal ball to forecast what might happen in the next two quarters. However, our investment philosophy is to identify and hold on to the best investment opportunities in Japan. Eventually, share prices tend to follow earnings and although Indeed’s operations might slow, we believe the rest of Recruit’s business – which accounts for about 70% of its revenue – should start to recover as Japan’s economy gradually reopens.

Benefit One: Share price vs. earnings trends

Conviction to “buy the dips”



Source: FactSet, as at April 2022.

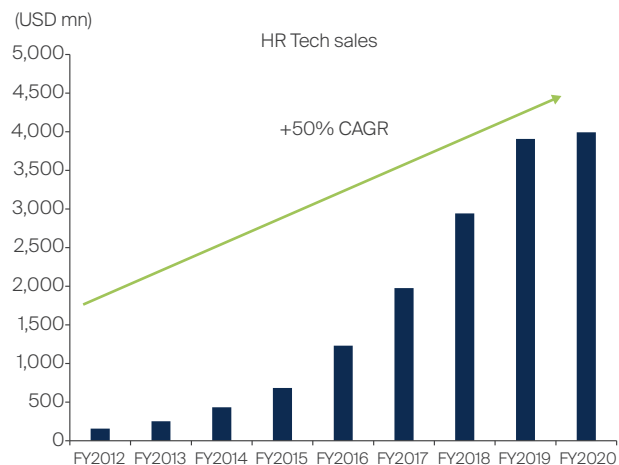
Reference to specific securities (if any) is included for the purpose of illustration only and should not be construed as a recommendation to buy or sell the same. All securities mentioned herein may or may not form part of the holdings of First Sentier Investors’ portfolios at a certain point in time, and the holdings may change over time.

⁶ Initial public offering

⁷ Compound annual growth rate

Recruit Holdings – Japan’s entrepreneur cradle

Indeed proves to be a successful overseas acquisition



Portfolio of vertical consumer and recruitment platforms

Marketing media	Life event Housing and Real Estate, Bridal, Automobiles, Education, other suumo, ぴんが, ぴんが, ぴんが
	Lifestyle Travel, Dining, Beauty, other HOT PEPPER, 3 beauty
	Other (Overseas) Quandoo, treatwell, MOVOTO
HR media technology	Domestic recruiting Job Advertising, HR Placement タウンワーク, RECRUIT AGENT, TOWNWORK
	Overseas recruiting Job Advertising indeed, glassdoor
	Other Executive Search, HR Training RGRF, RECRUIT

Source: Company data, CLSA, as at FY2020.

Reference to specific securities (if any) is included for the purpose of illustration only and should not be construed as a recommendation to buy or sell the same. All securities mentioned herein may or may not form part of the holdings of First Sentier Investors’ portfolios at a certain point in time, and the holdings may change over time.

Benefit One, another company in which we have been long-term investors, is a further example. We think Benefit One is attractive because it has more than 50% market share in the niche industry of corporate fringe benefits. It has a resilient business model, most of its revenue is generated

⁸ BPO is Business Process Outsourcing;
⁹ CRM is Customer Relationship Management;
¹⁰ ROCE is Return on Capital Employed.

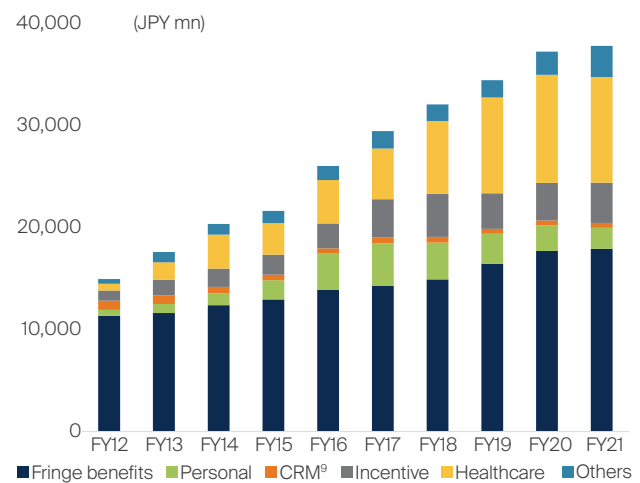
on a recurring basis and the blue chip companies in Japan buying these services have a very low customer churn rate.

Benefit One’s historical drawdowns have been driven by the bearish sentiment on the Japan economy. But despite market concerns, the company continued to deliver resilient profit growth through these periods and we believe each dip proved to be a good opportunity to top up our position. More recently, Benefit One guided for more than 20% revenue growth, although profits may fall by 10% due to investments into long-term opportunities.

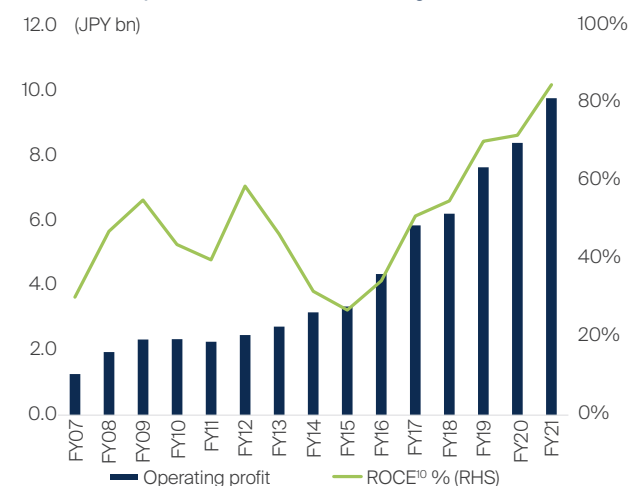
Return on capital employed (ROCE) is extremely high as the company doesn’t need to invest in working capital. And the company has a good track record of launching innovative services and cross-selling to their existing customers. While the core fringe benefits business used to account for about 80% of total revenue, that has now dropped to below 50% with the launch of its new services.

Benefit One – continuously evolving BPO⁸ services provider

New business pillars driven by entrepreneurial management



Defensive compounder with robust cash flow generation



Source: Bloomberg, Company data, as of March 2021.

Reference to specific securities (if any) is included for the purpose of illustration only and should not be construed as a recommendation to buy or sell the same. All securities mentioned herein may or may not form part of the holdings of First Sentier Investors’ portfolios at a certain point in time, and the holdings may change over time.

What is the valuation of the portfolio today? How much has it de-rated from the recent peak?

Our view is that the year-to-date drawdown of the portfolio has been driven by a contraction in the multiples, rather than a deteriorating earnings outlook. Based on our recent management meetings with portfolio companies, we think that the long-term fundamental outlook has not changed that much. The price-to-earnings ratio (PER) of the portfolio today is about 32x and the 3-yr CAGR earnings growth is about 18%. The portfolio's weighted average ROCE is about 38%, which means that the companies we own require only limited capital to generate extra returns.

Meanwhile, our short-term relative performance has been weak for two main reasons. First, the portfolio has virtually no exposure to certain sectors like financials, telecom operators and commodity companies – and these sectors have performed very well. Secondly, a number of high-quality companies in Japan have corrected significantly year-to-date, driven by concerns about inflation and interest rate hikes. But, as mentioned above, we believe that both inflation and interest rates in Japan will remain at very low levels.

There are also concerns about a possible recession and a slowdown in earnings growth for Japanese companies. But for the FSSA Japan Equity strategy, we believe our portfolio companies provide more visibility and are better positioned than peers in terms of margin certainty and revenue growth. That is why we believe that market volatility is not a “risk” but rather an opportunity for us to buy on weakness.

Which companies have you added to and which have you sold? Are there any new positions added to the portfolio recently?

We have been adding to our existing holdings across the board, but mainly to the top holdings and especially those that have corrected more significantly. Given that they were the top holdings in the portfolio, that implies we have a higher level of conviction in their investment cases. Examples include Hoya, Benefit One and Lasertec.

There was only one major disposal in the last quarter, a consumer staples company called Kao Corp. We were disappointed in the management's strategy after the CEO changed two years ago. As a consumer staples company, we believe they will struggle to pass through cost inflation. They also planned to diversify into non-core businesses and as a result, incur more investment. We sold our position as the company's outlook is now more uncertain than before.

In the meantime, we initiated a few new positions that had been our watch-list for some time. Given the correction in the market, the lower valuations presented us with a good opportunity to buy a toehold. One of the most interesting companies we bought was NextTone, the second-largest music copyright management company in Japan. They have only one major competitor, which is a non-profit organisation (NPO). The business seems to be high quality with limited competition, high margins, negative working capital and revenues are mostly recurring. We believe the company's mid-term plan is encouraging, though the performance of such a small company may not always be smooth sailing.

The FSSA Japan Equity portfolio has high weightings to companies in the Information Technology (IT) and Industrials sectors. Although the team's investment approach is bottom up, can you comment on these allocations and do you think the portfolio is sufficiently diversified?

The sector allocation in the FSSA Japan Equity strategy has been fairly consistent since inception. We have very low exposure to financials, banks, telecom operators and so forth, because we struggle to identify differentiated franchises that can deliver sustainable returns and earnings growth without riding on the overall micro environment. Exposure to the Information Technology and Industrials sectors seems optically high, but in reality covers a wide range of companies.

MSCI defines Industrials as all companies that sell services or products to business customers rather than individual consumers. As a result, it includes our portfolio holdings in Human Resources (HR) companies like Recruit Holdings and S-Pool. It covers commercial service providers, like elevator maintenance services, fringe benefits and other types of corporate services. It also includes the portfolio's e-commerce companies that sell industrial goods online. So our actual underlying exposure in the Industrials sector is quite diversified.

In the Information Technology sector, we have invested in the largest machine vision systems provider in the world, Keyence, which is a factory automation company, and leading semiconductor equipment companies like Tokyo Electron and Lasertec. We also own leading domestic IT services and software companies – these are typically more resilient, especially when compared to factory automation cycles and semiconductor companies.

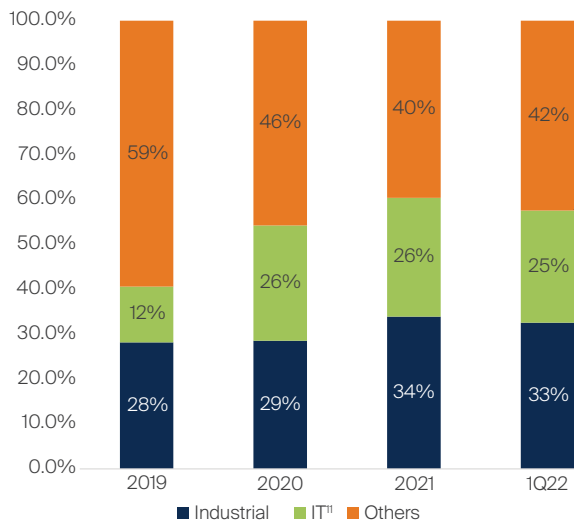
Riding out volatility with quality companies – May 2022

Since inception, the FSSA Japan Equity portfolio has maintained an active share of between 80 and 90%. It is constructed on a purely bottom-up investment approach and is a relatively concentrated, high-conviction portfolio. In the short term, our performance versus the benchmark

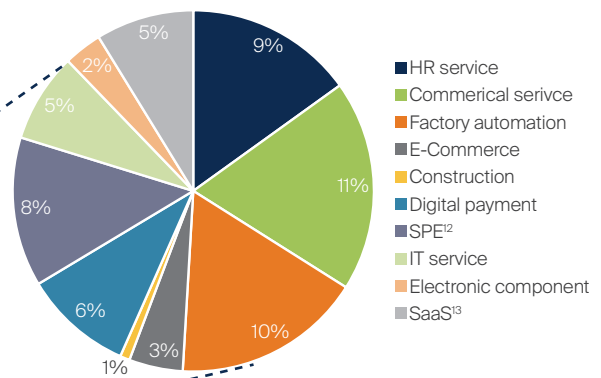
will inevitably be quite different, but to quote American investor Benjamin Graham, we believe that “in the short run, the market is a voting machine, but in the long run, it is a weighing machine.” And our goal is to deliver absolute and active returns for our clients in the very long run.

Diversified exposure to sub-sectors in portfolio

Portfolio weight trend



Subsector exposure in Industrial and IT



Source: First Sentier Investors, as of March 2022. Numbers may not add up to 100% due to rounding.

Despite Japan's low levels of inflation, many of its companies are competing on a global scale. How is the portfolio positioned to weather rising global inflation?

There are two qualities we look for in a company: the first is pricing power and second is the track record of the management in terms of handling past challenges and adversities. Based on our analysis, we are reasonably confident that the companies we own should be inflation-proof.

Japanese companies have learned a key lesson from the past 25 years. Because of Japan's stagnant economy, they have learnt to adapt their business models and strategies in order to grow regardless of the macro environment. As a result, the best companies do not base their growth on inflation or economic growth – they would launch new services and innovative products and so forth.

The companies in our portfolio that compete on the global stage usually have high gross margins, which speaks

for itself in terms of pricing power. These companies do not pass through costs to their customers in a direct way – they will launch value-added products and charge more so that they can protect their margin. For example, Keyence generates more than 80% of gross margin. Shoei, which is a premium helmet manufacturing company in Japan, generates more than 40% gross margin. Even at ShinEtsu Chemical where one of its businesses is a highly commoditised PVC¹⁴ manufacturer, the operating margin for this segment is over 30%, which is really quite respectable, in our view.

Meanwhile, 40% of the portfolio is invested in domestic services companies. Intuitively, cost inflation on materials does not affect them as they provide services, not manufactured goods – in other words, they are also inflation-proof. In the chart below, we compare the portfolio's average gross margin in the past quarter versus the last one and three years and it has been resilient. For many sectors, it has even increased in the past three years.

¹¹ IT is Information Technology;

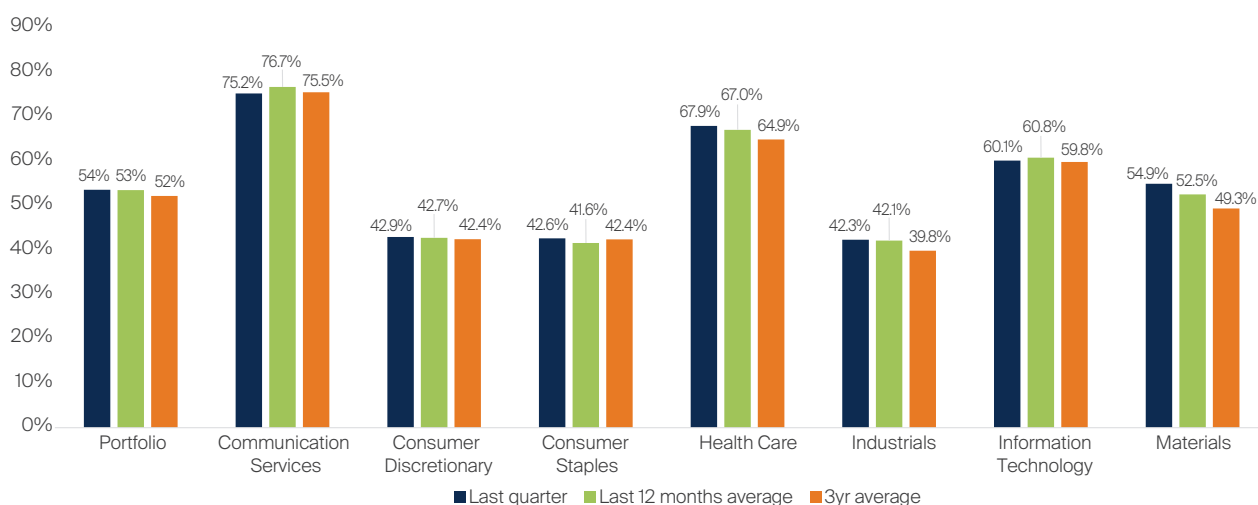
¹² SPE is Semiconductor Production Equipment;

¹³ SaaS is Software-as-a-Service

¹⁴ Polyvinyl chloride, a type of plastic

Profitability of our portfolio companies have been firm vs. the past

Portfolio Gross Profit Margin (GPM) trend for each sector



Source: First Sentier Investors, as at March 2022.

Environmental, social and governance (ESG) analysis has always been embedded in FSSA's investment process. Could you elaborate on that?

Assessing ESG – or environmental, social and governance issues – has always been an integrated part of our research and analysis. We don't invest in businesses or sectors that pose direct harm to the environment or to society, which means zero exposure to the gambling, defence and tobacco industries. For companies in which we have invested, we host annual ESG engagement meetings to discuss the key material issues and to encourage increased disclosures. This is one of the main challenges in Japan, as disclosure lags significantly behind global peers – especially in the small-to-mid-cap space.

We look at a comprehensive matrix of ESG factors as well as specific factors based on each industry. For example, given that the FSSA Japan Equity portfolio has high exposure to the services industry, we focus particularly on the "S" – for example, how do companies attract and retain talent? How do they deal with the potential risk of power dynamics and sexual harassment? Japan has a strong "working overtime" culture and given that Japanese companies in general lack an internal controls system,

we would also engage with the management on this and discuss ways to strengthen their governance systems.

For manufacturing companies, we would focus on their supply chain management system and check whether they engage with their suppliers or impose certain ESG standards when selecting potential suppliers. We would also ask about their long-term plans on carbon neutrality.

Similar to many investors, we use ESG databases such as Sustainalytics, MSCI and RepRisk. However, we don't think ESG databases help much in our research, because the overall disclosure level in Japan is extremely low. In many cases, the first step is to convince these companies to disclose more. And a common problem with these database providers is that they usually give a zero mark to a company if they fail to disclose certain things. We don't think that is particularly fair. As a stakeholder in a company, we believe we should be helping companies to improve rather than stop investing in them just because of a lack of disclosure.

Moreover, this doesn't mean that Japanese companies have not progressed from an ESG perspective. They have progressed well on both the environmental and social side. But in terms of governance, the main improvement is based on shareholders' return – and this still has room to improve.

Riding out volatility with quality companies – May 2022

Source: Company data retrieved from company annual reports or other such investor reports. Financial metrics and valuations are from FactSet and Bloomberg. As at 30 April 2022 or otherwise noted.

Important Information

This material is for general information purposes only. It does not constitute investment or financial advice and does not take into account any specific investment objectives, financial situation or needs. This is not an offer to provide asset management services, is not a recommendation or an offer or solicitation to buy, hold or sell any security or to execute any agreement for portfolio management or investment advisory services and this material has not been prepared in connection with any such offer. Before making any investment decision you should conduct your own due diligence and consider your individual investment needs, objectives and financial situation and read the relevant offering documents for details including the risk factors disclosure. Any person who acts upon, or changes their investment position in reliance on, the information contained in these materials does so entirely at their own risk.

We have taken reasonable care to ensure that this material is accurate, current, and complete and fit for its intended purpose and audience as at the date of publication but the information contained in the material may be subject to change thereafter without notice. No assurance is given or liability accepted regarding the accuracy, validity or completeness of this material.

To the extent this material contains any expression of opinion or forward-looking statements, such opinions and statements are based on assumptions, matters and sources believed to be true and reliable at the time of publication only. This material reflects the views of the individual writers only. Those views may change, may not prove to be valid and may not reflect the views of everyone at First Sentier Investors.

Past performance is not indicative of future performance. All investment involves risks and the value of investments and the income from them may go down as well as up and you may not get back your original investment. Actual outcomes or results may differ materially from those discussed. Readers must not place undue reliance on forward-looking statements as there is no certainty that conditions current at the time of publication will continue.

References to specific securities (if any) are included for the purpose of illustration only and should not be construed as a recommendation to buy or sell the same. Any securities referenced may or may not form part of the holdings of First Sentier Investors' portfolios at a certain point in time, and the holdings may change over time.

References to comparative benchmarks or indices (if any) are for illustrative and comparison purposes only, may not be available for direct investment, are unmanaged, assume reinvestment of income, and have limitations when used for comparison or other purposes because they may have volatility, credit, or other material characteristics (such as number and types of securities) that are different from the funds managed by First Sentier Investors.

Selling restrictions

Not all First Sentier Investors products are available in all jurisdictions.

This material is neither directed at nor intended to be accessed by persons resident in, or citizens of any country, or types or categories of individual where to allow such access would be unlawful or where it would require any registration, filing, application for any licence or approval or other steps to be taken by First Sentier Investors in order to comply with local laws or regulatory requirements in such country.

This material is intended for 'professional clients' (as defined by the UK Financial Conduct Authority, or under MiFID II), 'wholesale clients' (as defined under the Corporations Act 2001 (Cth) or Financial Markets Conduct Act 2013 (New Zealand) and 'professional' and 'institutional' investors as may be defined in the jurisdiction in which the material is received, including Hong Kong, Singapore and the United States, and should not be relied upon by or be passed to other persons.

The First Sentier Investors funds referenced in these materials are not registered for sale in the United States and this document is not an offer for sale of funds to US persons (as such term is used in Regulation S promulgated under the 1933 Act). Fund-specific information has been provided to illustrate First Sentier Investors' expertise in the strategy. Differences between fund-specific constraints or fees and those of a similarly managed mandate would affect performance results.

About First Sentier Investors

References to 'we', 'us' or 'our' are references to First Sentier Investors, a global asset management business which is ultimately owned by Mitsubishi UFJ Financial Group (MUFG). Certain of our investment teams operate under the trading names FSSA Investment Managers, Stewart Investors and Realindex Investments, all of which are part of the First Sentier Investors group.

This material may not be copied or reproduced in whole or in part, and in any form or by any means circulated without the prior written consent of First Sentier Investors.

We communicate and conduct business through different legal entities in different locations. This material is communicated in:⁽¹⁾

- **Australia and New Zealand** by First Sentier Investors (Australia) IM Limited, authorised and regulated in Australia by the Australian Securities and Investments Commission (AFSL 289017; ABN 89 114 194311)
- **European Economic Area** by First Sentier Investors (Ireland) Limited, authorised and regulated in Ireland by the Central Bank of Ireland (CBI reg no. C182306; reg office 70 Sir John Rogerson's Quay, Dublin 2, Ireland; reg company no. 629188)
- **Hong Kong** by First Sentier Investors (Hong Kong) Limited and has not been reviewed by the Securities & Futures Commission in Hong Kong
- **Singapore** by First Sentier Investors (Singapore) (reg company no. 196900420D) and has not been reviewed by the Monetary Authority of Singapore. First Sentier Investors (registration number 53236800B) is a business division of First Sentier Investors (Singapore).
- **Japan** by First Sentier Investors (Japan) Limited, authorised and regulated by the Financial Service Agency (Director of Kanto Local Finance Bureau (Registered Financial Institutions) No.261)
- **United Kingdom** by First Sentier Investors (UK) Funds Limited, authorised and regulated by the Financial Conduct Authority (reg. no. 2294743; reg office Finsbury Circus House, 15 Finsbury Circus, London EC2M 7EB)
- **United States** by First Sentier Investors (US) LLC, authorised and regulated by the Securities Exchange Commission (RIA 801-93167).
- **Other jurisdictions**, where this document may lawfully be issued, by First Sentier Investors International IM Limited, authorised and regulated in the UK by the Financial Conduct Authority (registration number 122512; registered office 23 St. Andrew Square, Edinburgh, EH2 1BB number SC079063).

To the extent permitted by law, MUFG and its subsidiaries are not liable for any loss or damage as a result of reliance on any statement or information contained in this document. Neither MUFG nor any of its subsidiaries guarantee the performance of any investment products referred to in this document or the repayment of capital. Any investments referred to are not deposits or other liabilities of MUFG or its subsidiaries, and are subject to investment risk, including loss of income and capital invested.

© First Sentier Investors Group

⁽¹⁾ If the materials will be made available in other locations, seek advice from Regulatory Compliance